



# Brand guide

# Logo

# Main logo

---

The main Paysera Tickets logo consists of two parts – an icon and text. The icon symbolises a ticket, and the text consists of the words “Paysera Tickets”. The two words are displayed horizontally on a white background.



# Safe zone

---

The minimum clear space of the logo is measured by the height of the ticket icon.



# Logo colours

---


The Paysera Tickets logo has several variations in different colours, which should be used on different backgrounds.



The main logo is used for white backgrounds



The inverted logo is used for PayseraBlue backgrounds and solid dark backgrounds if needed



The monochrome (black or white) logo is used for all other backgrounds

# Minimum height

---

For readability purposes, the Paysera logo should not be displayed in sizes smaller than those indicated on the right.




Digital: 45 px    Print: 5 mm

# Icon

# Icon

---

The Paysera Tickets icon is a stylised ticket and can be used as a standalone element in various marketing materials.






# Icon safe zone

---


The minimum clear space of the icon is measured by the width of the ticket icon.



# Icon colours

---

The Paysera Tickets icon has several variations in different colours, which should be used on different backgrounds.



The main icon is used for white backgrounds



The inverted logo is used for PayseraBlue backgrounds and solid dark backgrounds if needed



The monochrome (black or white) icon is used for all other backgrounds

# Minimum icon height

---

For readability purposes, the Paysera icon should not be displayed in sizes smaller than those indicated on the right.



**Digital:** 45 px   **Print:** 5 mm

# Slogan

# Slogan

---

“Make your events come alive” is the official slogan of Paysera Tickets. It can be translated into different languages while maintaining its core meaning or used in English in different markets.

# Logo + slogan

---

The slogan is written in Mulish font, ExtraBlack style.



**MAKE YOUR EVENTS  
COME ALIVE!**

# Logo Dos

# Dos: backgrounds

---

The Paysera Tickets logo works best on solid backgrounds. If other backgrounds are needed, make sure to choose an appropriate logo colour for them.



Use the monochrome logo on a black background



Use the monochrome logo on a photo or in the video



Use the monochrome logo on a colourful background



Use the monochrome logo on a Paysera colour background



# Don'ts: backgrounds

---

The Paysera Tickets logo works best on solid backgrounds. If other backgrounds are needed, make sure to choose an appropriate logo colour for them.



Don't use the main logo on a black background



Don't use the main logo on photos or in videos that don't have a dark area to put the logo



Don't use the main logo on a colourful background



Don't use the main logo on a Paysera colour background

# Don'ts: positioning

---


Paysera Tickets logo elements – the icon and the name – are fixed, and cannot be changed, moved, or modified.




Don't leave out any logo elements



Don't change the positions of logo elements



Don't change the size proportions of logo elements



Don't use the main logo and icon on the same design or close to each other

# Colours


# Colours

---

The primary colours represent topics, whereas secondary colours are for details, accents, and second plan elements.

Primary

Secondary



HEX 000099  
 RGB 0 0 153  
 CMYK 100 90 0 0  
 Pantone Blue 072 C

HEX FFFFFFFF  
 RGB 255 255 255  
 CMYK 0 0 0 0  
 Pantone Bright White

HEX 33CC66  
 RGB 51 204 102  
 CMYK 70 0 100 0  
 Pantone 2420 C

HEX B4ED72  
 RGB 180 237 114  
 CMYK 30 0 70 0  
 Pantone 358 C

HEX 3399FF  
 RGB 51 153 255  
 CMYK 70 10 0 0  
 Pantone 2727 C

HEX 000000  
 RGB 0 0 0  
 CMYK 0 0 0 100  
 Pantone Neutral Black C

# Typeface

# Primary typeface

---

The Paysera Tickets typeface Mulish should be used as a display, headline, subheading, or title font.

Use it in Black or ExtraBlack style.

# Mulish

**ABCDEFGHIJKLMNOPQRSTUVWXYZ**

**abcdefghijklmnopqrstuvwxyz**

**0123456789**

**.,:;!""'()/-?+=%#**

# Secondary typeface

---

The Paysera Tickets typeface Inter should be used as a body font.

## Inter

ABCDEFGHIJKLMNOPQRSTUVWXYZ

abcdefghijklmnopqrstuvwxyz

0123456789

.,:;!'"()/-?+=%#

# Default typeface

---

The typeface Arial should be used for systemic occasions like Google Docs, official documents, etc.

## Arial

ABCDEFGHIJKLMNOPQRSTUVWXYZ  
abcdefghijklmnopqrstuvwxyz  
0123456789  
.,:;!'"()/-?+=%#




# Icons

# Flat icons

---


Flat icons should use a single colour and have a simple and sharp design.



# Outline icons

---

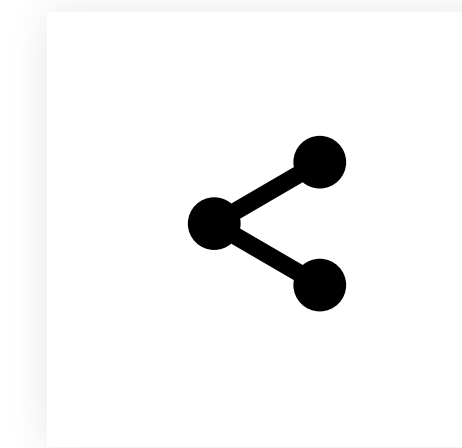
Outline icons should use a single colour and have a simple and sharp design. The minimum stroke weight is 1,5 px.




# Icon colours

---


Use white icons on coloured and black backgrounds and black icons on white backgrounds.



Use black icons on white backgrounds



Use white icons on coloured backgrounds



Use white icons on black backgrounds

# Photography

# Photographic components

---

The focus of Paysera Tickets photographic components is people and motion.

## **People:**

Aim for natural-looking shots in which their posing isn't staged.

## **Motion:**

Focus on capturing the moment and the feeling that it radiates. If possible, ensure a good depth of field.

## **Colour:**

Use your environment and always include blue colour. Remember not to use Photoshop.

## **Places and objects:**

Prioritise photos with clean backgrounds and, if possible, with a good depth of field.



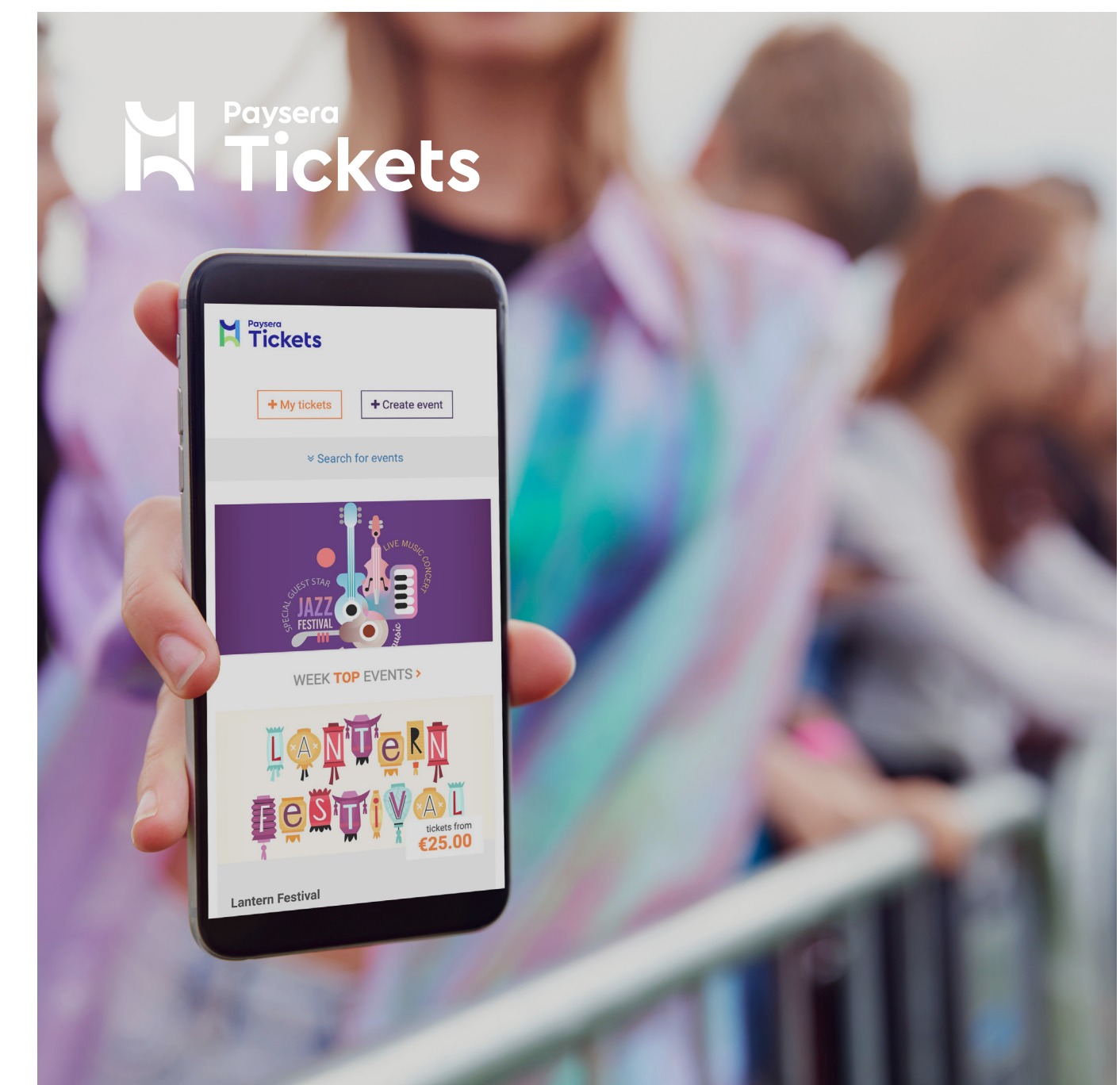
# Logo on photographs

---

Use the monochromic (white) logo and apply black shadow if needed. The logo is needed on photos if there is no other way to show your identity like a page, account, or profile logo.

Shadow settings:

■ black; 10 % opacity; x 0, y 0





# Motion


# Logo in videos

---

Use the monochromatic (white) logo and apply black shadow if needed. The logo is needed in videos if there is no other way to show your identity like a page, account, or profile logo.

Shadow settings:

■ black; 10 % opacity; x 0, y 0




# Logo animation


---

The Paysera Tickets logo reveal video is used for logo presentation and video intro or outro parts for various motion formats.


1:1



9:16



16:9



**If you have questions or need additional guidance on how to use the  
Paysera Tickets brand guidelines, please contact us via email at  
[marketing@paysera.com](mailto:marketing@paysera.com)**